

Student's Name _____

Teacher # _____ Branch _____

PIANO
PREP

Perfect Score: 80
Number Incorrect: _____
Final Score: _____
Grader's Initials: _____



Circle
Passing: 56 Pass / RAL
Convention Eligibility: N/A

CERTIFICATE OF MERIT™

MUSICAL KNOWLEDGE EXAM



2012




EAR TRAINING - SET A

Copyright © 2012 Music Teachers' Association of California


This material is intended for student practice only. This does not provide credit for the Certificate of Merit Evaluations.

1. Write the letter name for each note. (9 points)




C
(Example)

2. Name each interval: 2nd, 3rd, 4th, or 5th. (8 points)




4th
(Example)

3. Name each key that has an X. The first one is done for you. (5 points)



C

4. Check if the arrows make a half-step or whole-step. The first one is done for you. (5 points)



Half Half Half Half Half Half
 Whole Whole Whole Whole Whole Whole


5. Check the correct name for each five-finger pattern. The first one is done for you. (5 points)



C Major
 G Major
 g minor




C Major
 D Major
 c minor




D Major
 G Major
 d minor



d minor
 D Major
 F Major




F Major
 f minor
 c minor




G Major
 F Major
 g minor

10. Check the number of beats each note will receive in $\frac{4}{4}$ time. (4 points)

a.  1 beat
 2 beats

c.  2 beats
 4 beats


b.  2 beats
 3 beats


d.  2 beats
 1 beat

11. Check the correct counting for each example. (4 points)

a. $\frac{3}{4}$ 
 1 2 3
 1 2 3

c. $\frac{2}{4}$ 
 1 2 &
 1 & 2

b. $\frac{3}{4}$ 
 1 2 3
 1 2 3

d. $\frac{4}{4}$ 
 1 2 3 4
 1 2 3 4

12. Check the correct name for each key signature. (3 points)

a. 

C Major
 G Major
 F Major

b. 


C Major
 G Major
 F Major

c. 

C Major
 G Major
 F Major

13. Check the correct meaning for each term or symbol. (11 points)


a. *a tempo* gradually slower
 return to the original tempo

b.  tie: hold for full value of both notes
 fermata: hold longer


c. Dynamics symbols that tell how loud or soft to play
 slur: connect the notes; play smoothly

d. *ritard.* staccato: not connected; crisp
 gradually slower


e.  barline
 bass clef


f.  repeat sign
 slur: connect the notes; play smoothly

g. *D.C. al fine* go back to the beginning and play to *fine*
 fermata: hold longer

h.  accent: play the note louder than the others
 staccato: not connected; crisp

i. *f* forte: loud
 gradually slower

j.  fermata: hold longer
 forte: loud

k.  staccato: not connected; crisp
 accent: play the note louder than the others

Answer questions 14-24 about the music above. (14 points)

14. What is the key?
 F Major
 G Major
15. How many beats are in each measure?
 3 beats
 4 beats
16. Which type of note will receive one beat?
 quarter note
 half note
17. How will measures 1-2 sound?
 legato
 staccato
18. How will measures 3-4 sound?
 legato
 staccato
19. Are measures 1-4 loud or soft?
 soft
 loud
20. Are measures 5-8 loud or soft?
 soft
 loud
21. How will the boxed note in measure 6 sound?
 accented
 staccato
22. How long should the last note be held?
 longer than 1 beat
 less than 1 beat
23. How many times should this music be played?
 one time
 two times
24. Name each circled interval (2nd, 3rd, 4th, or 5th).
 a. _____
 b. _____
 c. _____
 d. _____